


I'm not robot  reCAPTCHA


Continue



Yew Nork



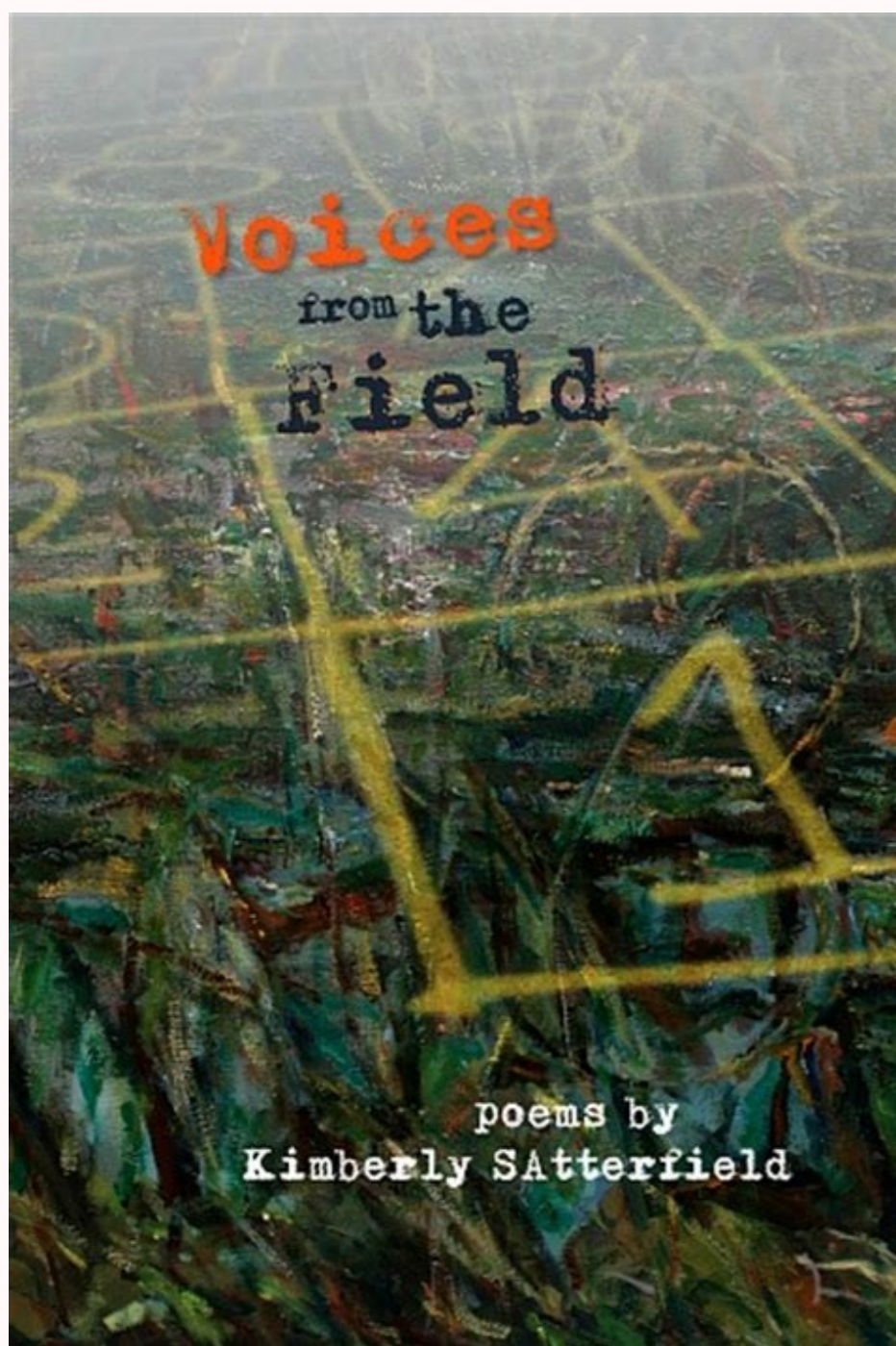
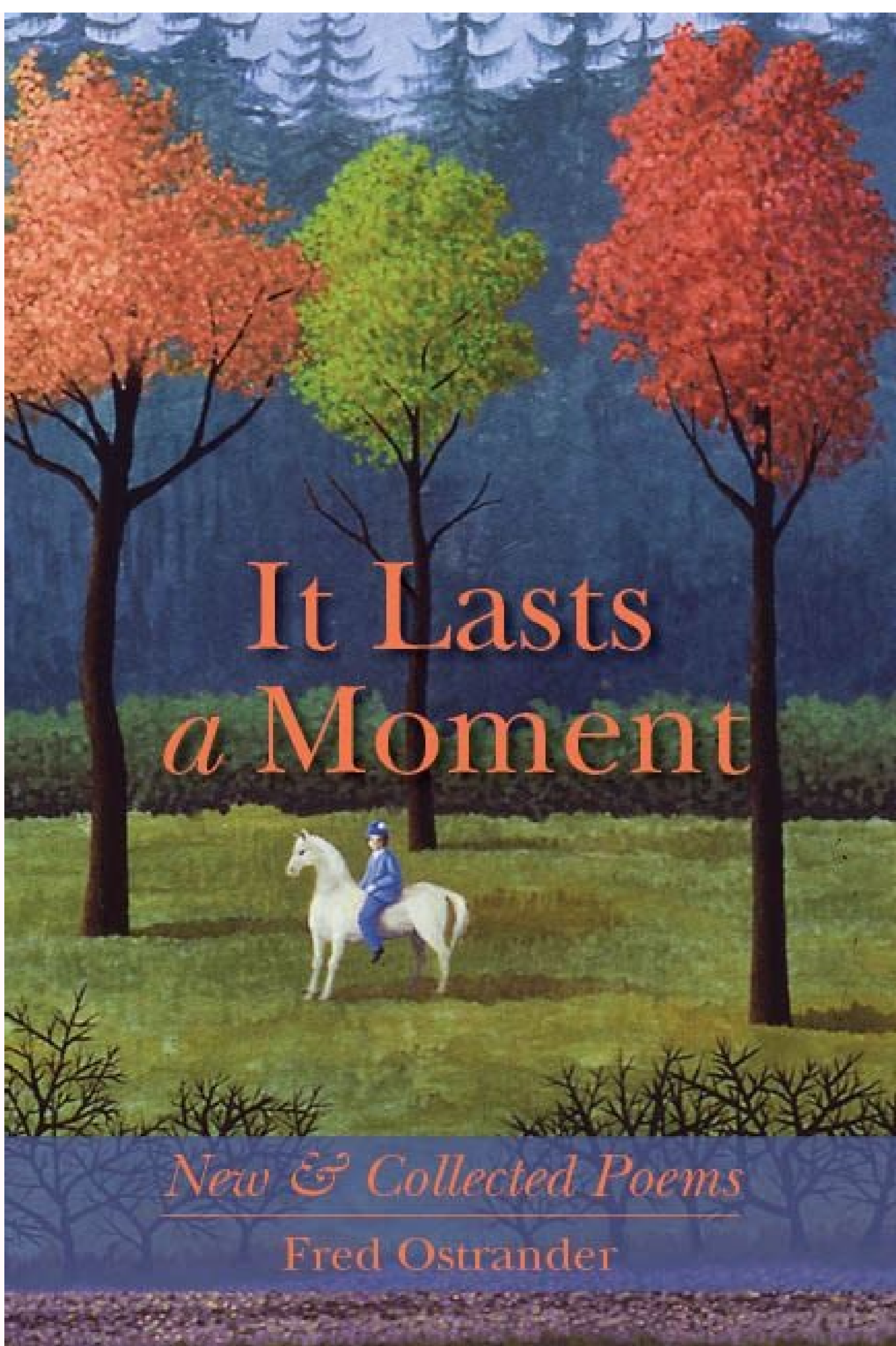
poems by Dale Jensen



Family Matters



New & Selected Poems
Yvonne Postelle



If it works; great, if it doesn't, it's best not to dwell on it and just revert to the on-screen controls instead. Lance offers up more attacking headroom thanks to its massive shield. Even if you don't feel your game slowing down as you crank up the graphics settings, you'll be demanding more from your device's components, depleting its battery faster and even causing it to heat up to an uncomfortable degree. On top of the Normal Attack button where your right thumb would typically rest, you'll notice 3 additional skill buttons around it. Just under that you'll see your next available "Path to Greatness" task based on your current level. Whether you're sensitive to framerate or not, Rangers of Oblivion is a fast-paced action game, meaning speedy reactions can go a long way. Rangers of Oblivion - Graphics Options Once the initial few cutscenes have played out and you've gained control of your character, it's worth hopping into the in-game Settings page to tweak your gameplay experience a tad depending on your device. Each blow increases in power by 15% Flurry: Hold to deliver a dizzying amount of punches to the target. Way of the Fist: Deliver a series of lightning-fast attacks to the target. If they accept, you'll be able to chat to them by tapping the chat box on the bottom of the screen and selecting "Party" before typing out your message. Just consider this a role-playing element. It's not an option suitable for newcomers. From there, you can select a face preset and/or dive into the more advanced tabs to tweak things like cheekbone, nose, and mouth however you like through the intricate slider system. You are invulnerable during this move. Just like the weapons in Rangers of Oblivion, you can't single one Wild Soul out as the best. You'll even have a button for cycling between available targets during a larger fight. You're free to choose between male and female characters and a plethora of hairstyles. Just be prepared to dodge often. Unlike normal monsters farmed for materials, behemoths - the game's bigger "boss" monsters - have exploitable weak points all over their body which can be identified by using the Soul Vision button to the left of your Dodge button. Tapping a material will, in most cases, tell you where you can gather them; but some will rely on the dreaded RNG more than others. Titan, on the other hand, would be a fine choice for slower options like the Greatsword, allowing them to continue dealing more damage to regain lost health rather than continuously break their charged combos to avoid enemy damage. Longbow and Staff users will excel at striking multiple parts of a behemoth or quickly farming materials from other mobs from a safe distance. Each class of Wild Soul have 6 different variants, meaning available skills can and will change as you unlock and exchange different Wild Souls or rank them up through training. Welcome to the TouchArcade Rangers of Oblivion guide. It seems most of these issues stem from other players popping in and out of few, and you won't really need to see them anyway - they just help populate the world a little. Blade Rush: Delivery a flurry of cuts to your target. Last Rites: Attacks apply. Blade Marks Gauntlets - Sustained DPS Flickering Gale: Zip forward and deliver a blow upon hitting a target. We've rounded up the 5 beginner Wild Souls below with a bit of insight as to why each is great in their own way. Don't expect a 1:1 ratio, however. The bottom center of the screen houses the game's chat channel, leading us to the emote, camera, and screenshot functions shown by tapping the small arrow in the bottom left of the screen. A little later on in the game you'll gain access to a Wild Soul. You'll gain more NPC friends as you progress through the game and can even power them up by giving them appropriate gifts - as you'll learn the with jam present early on. They're now in your party and will help you out in any and all hunts you sign up for at the gate. Rangers of Oblivion Best Wild Souls - Which Is The Best Wild Soul? The top one is basically always a heal with limited uses, but the first two can range from buffs and debuffs, to handy time stop effects and other neat little extras. You'll lose access to a bunch of these buttons in combat, but your thumbs will really come into their own at that point. But only when you know when and how to dodge. Each of the abilities listed below are on top of the chosen weapon's basic attack. Staff - Ranged/AOE Elemental Dominion: Rains the elements down on and around your target. This means you'll go out in the field with no specific behemoth target in mind, so you're free to gather from mineral veins and monsters without fear of a behemoth surprising you in a zone. Rangers of Oblivion - Combat Guide No matter which weapon you choose, how you go about using your abilities in battle will remain the same. Stuffed full of more traditional MMO quests, Rangers of Oblivion is something of a hybrid in the genre, mixing bewilderingly good mobile graphics with zone-based overworld combat and quests. Rangers of Oblivion - Getting Started After a beefy download on the log-in page, you'll be ushered in the character creator screen. Can be used 3 times within 5 seconds before going on cooldown. Mess around with facial tattoos, body type, and voice, and you're good to go. If you really want to have your game feel as smooth as possible, flip the High Frame Rate switch on this screen to shed the 30fps limiter enabled by default. There's a slim chance this will be your first time with such a system, but it's worth pointing out that the cosmetic choices you make here won't affect your gameplay in any meaningful way. It really can be if you want to go solo, but there are a few systems in place to not only aid those who'd rather go it alone, but a way to make things easier for those who aren't quite able to defeat the game's massive monsters without a little bit of help here and there. Arcane Barrage: Releases a barrage of magical missiles at the target. You'll need to work for those rare materials. To invite them to your group, simply open up the party menu and tap one of the empty "reserved" slots. Accessible by holding the Wild Soul icon above your regular attacks, sliding and releasing your thumb over one of these pop-out abilities will activate them. Created by NetEase and GTArcade, Rangers of Oblivion is a third-person action RPG designed to bring the gameplay of classics like Monster Hunter, God Eater, and Toukiden to the mobile front. You can find your character info screen by tapping the icon in the top-left just above your quest log, with various menus like Mail, Inventory, Party, and the Notice Board taking up a few columns in the top-right by the mini-map. They're situational and depend massively on the playstyle of the user. The inputs listed on the Controller Guide found in this menu didn't line up with those mapped to our DualShock 4 controller connected to our Android device via Bluetooth, and you can't remap the inputs in-game, either. Players in your party will show up in the Party window when you tap the Flag icon in the top right. Your left thumb will focus on character movement via the joystick and tapping the Target Lock button to permanently fix the camera to a behemoth, freeing up your right thumb to execute attacks, evades, and Wild Soul actions via the on-screen prompts. Rely on that if there's too many other people around to get a clear shot at tapping their person. Light - Defense and Dispell Heal Team Shield Damage Boost vs Mutated Nature - Healing and Endurance Heal Convert stamina into health Team heal over time Mystic - Spheres and Time Manipulation Heal Cloaking field to hide from targets Freeze enemies in time Shadow - Weaken and Status Effects Heal Increased damage to nearby targets Titan - Raw power Heal Lurch HP through damage Additional damage against controlled opponents Both Nature and Light-type Wild Souls would suit these ready and willing to aid their team with situational heals, whereas Mystic and Shadow and more of a middle ground between damage and support. As you'll notice on the meter beneath these options, the settings you choose are gauged on how much power they'll draw from your device. You'll choose your initial Wild Soul based on the few additional abilities listed below, but at their core, these extra equips grant access to three additional abilities to use in combat. There's even a small chat icon here for issuing pre-set callouts - though don't ask us what the 666666 callout is for. Talking to NPCs is as simple as either tapping their body when you're close enough, or tapping on the corresponding face icon that shows up at the same time. Rangers of Oblivion - Multiplayer As an action-RPG clearly based on the best, Rangers of Oblivion isn't a 100% single-player affair. Crafting new items will usually require behemoth parts like croaker scales and rhidon tusks, obviously obtained by beating the named behemoth, but other times you'll have to procure more specific items like animal bones and ores. Camera movement is handled by your right thumb, but is achieved simply by sliding basically anywhere else on the screen rather than relying on another virtual joystick clogging up the screen. Personally, I find the idea of picking the strongest option to be trivial; a player should choose whichever is the most fun for them. Once the NPC window opens up, just toggle the twin blade icon on your chosen NPC so that it glows. If you're having trouble finding a certain material - like silver ore - you can trade any excess materials to Brokk for tokens used to buy your chosen material. Each ability can have certain aspects changed through Runes and upgrades available later in the game. As you'll be taught by the weapon instructor, you'll typically want to Target Lock your enemy by tapping the padlock icon on the left side of the screen. But if you'd rather drag some NPCs out into the wilderness to fight your battles, you're free to do so. From left to right, these are first, second, and third abilities, imagine them as being in attack power ascending order. To grab these less specific materials, you'll want to talk to Cassandra at the Valley of Dawn gate and hit the Exploration button. You can even turn on Vibration to get a little force-feedback from in-game actions, or even set up a compatible controller if you have something like the GameVice, Steelseries Nimbus, or even just a third-party controller grip. Veterans of the genre will feel well equipped in this world from the get-go, but newcomers are bound to feel a little out of their depth. Not only do you deal increased damage by focusing your attacks on these glowing weak points, but they'll eventually toppling the monster in question and allowing for a series of coordinated attacks as it lays there defenseless for a time. This will free you up from having to reposition the camera during a fight. The amount is based on the available energy charged from other attacks. Yritämme korjata ongelman mahdollisimman pian. Greatsword - Slow, heavy damage Blink Thrust: Teleport to your target and deliver to quick strikes Dragon Fang: Launch sword gales at your enemies that can strike from a distance Sainly Judgment: A powerful 2-stage charged smash Lance - Defensive Shield Throw: Toss your shield for a mid-range attack Fearless Thrust: Charge at your target with your lance Avenging Barrier: Block and counter with your shield Longbow - Ranged, Fast AOE Power Shot: Fire arrows that pierce their target Multishot: Fire arrows in a conal spread in front of your Rain of Arrows: Rain down arrows on the target area Twin Blades - Sustained DPS Somersault: Jump up to attack from above. This RoO guide should get new players off on the right foot while offering something of a tidy reference for even experienced players diving into the game for the first time. Pyntöäsi ei voi käsitelläOngelma pyynnön käsittelyssä. Rangers of Oblivion - Controls Rangers of Oblivion uses a virtual joystick for movement. All you need to do to enable controller mode is have one connected as you play the game, but your mileage may vary. As is the norm with any class or equipment-based system, the one question newcomers always have is which of them is the strongest. Rangers of Oblivion Best Weapons - What's The Strongest Weapon Type? You'll be presented with 5 of these Wild Souls to choose from early in the game, and while one of their skills is always a self-heal with limited uses, the other two vary greatly. You'll spend a lot of your time picking out new equipment at Brok's blacksmith, but crafting them requires certain materials. Rangers of Oblivion uses a weapon system rather than classes; the weapon you equip controls the kinds of attacks you use. This is found on the left side of the screen and will reposition itself if your thumb lands in its general vicinity - though this can be changed to a fixed position through the System menu. Rangers of Oblivion - How To Invite To Party You can easily partner up with like-minded players in Rangers of Oblivion by tapping their character icon in the overworld and hitting the "Invite to Party" option. And don't worry about getting everything right the first time, either; you'll be able to edit your character to your hearts content through various mirrors available in-game (including one in a haunted house!). Slide on down to the "System" tab and you'll get a few additional options here. Just like abilities, the above options only relate to the initial Wild Souls offered to the player in the early hours of the game. It's far too early in the game's life to say which weapon is the strongest or which is most valuable for a group of hunters, so we'll just outline what each brings to the table down below to help you make a more informed decision. Elemental Destruction: Fires a concentrated beam of energy that pierces through targets. The list below will only apply to the default ability set when equipping a weapon for the first time. If your game is running at a choppy 15fps, you're going to have a much harder time dodging lethal enemy attacks. If you want to limit the number of annoying frame stutters occurring in quest hubs, opt for Few here instead. But it's the Greatsword that will likely offer up the highest damage potential in the right hands. On the bottom right of the screen, you'll find your Mount button and the Soul Eye activation button. Those who crave fast attacks and fluid combat will no doubt enjoy what the Twin Blades and Gauntlets have to offer. So if you were to ask which Rangers of Oblivion weapon does the most damage, we'd have to say Greatsword. Tapping these skills will execute the desired attack, whereas certain others (usually ability 2) allow for longer attacks by holding the button down. Rangers of Oblivion - Crafting and Gathering Guide The main focus of a game like Rangers of Oblivion is to hunt big monsters and turn their spoils into weapons and armor capable of taking on the next big thing. If you're running on a relatively new flagship, you shouldn't have too much trouble running Rangers of Oblivion on the max graphics setting - that is, by tapping the "ultra" button by Graphics Quality, setting Resolution to High, and Players Shown to "Many".

